











G-2000

DOT APPROVED



G-1000

FEATURES & BENEFITS

-  Can be transported full of diesel
-  Stack 2 tanks full of fuel for improved storage
-  Lockable lid to protect contents
-  Fork pockets & lifting eyes for easy maneuverability
-  Galvanized steel and powder coated inside and out
-  Can feed 2 machines at the same time
-  12 volt transfer pump with filter, hose and meter standard
-  Double-walled, 110% containment



Specifications

MODEL	G-1000	G-2000
Dry Weight (lbs)	1,291	1,967
Length (in)	57	100
Width (in)	45	45
Height (in)	50	50
Capacity (gal)	250	500
Fuel Containment	110%	110%


Standard Features



3" fill neck



2 sets of quick coupler connections



Relief valve



Control panel with lockable cover



Lockable storage



Feed two machines at once



Stack 2 tanks full of fuel for improved storage

Diesel transfer pump setup

